

# 1 Weather Jokes

- Q. Why did the weather want privacy?  
A. It was changing

---

- Q. Why did the man take tomato sauce in the rain?  
A. Because it was raining cats and hot dogs

---

- Q. What should you look out for if it rains cats and dogs?  
A. Big poodles

---

- Q. Why do people carry umbrellas?  
A. Because umbrellas can't walk

---

- Q. What kind of lights did Noah use on the Ark?  
A. Flood lights

---

- Q. What's worse than raining buckets?  
A. Hailing taxis

---

- Q. What is a cyclone's favourite game?  
A. Twister

---

- Q. What does lightning wear under its clothes?  
A. Thunderpants



# 2

HELP US REACH THE STORM AREA QUICKLY!




START



FINISH

# 3 Spot the Difference



CAN YOU SPOT 10 DIFFERENCES ABOVE?

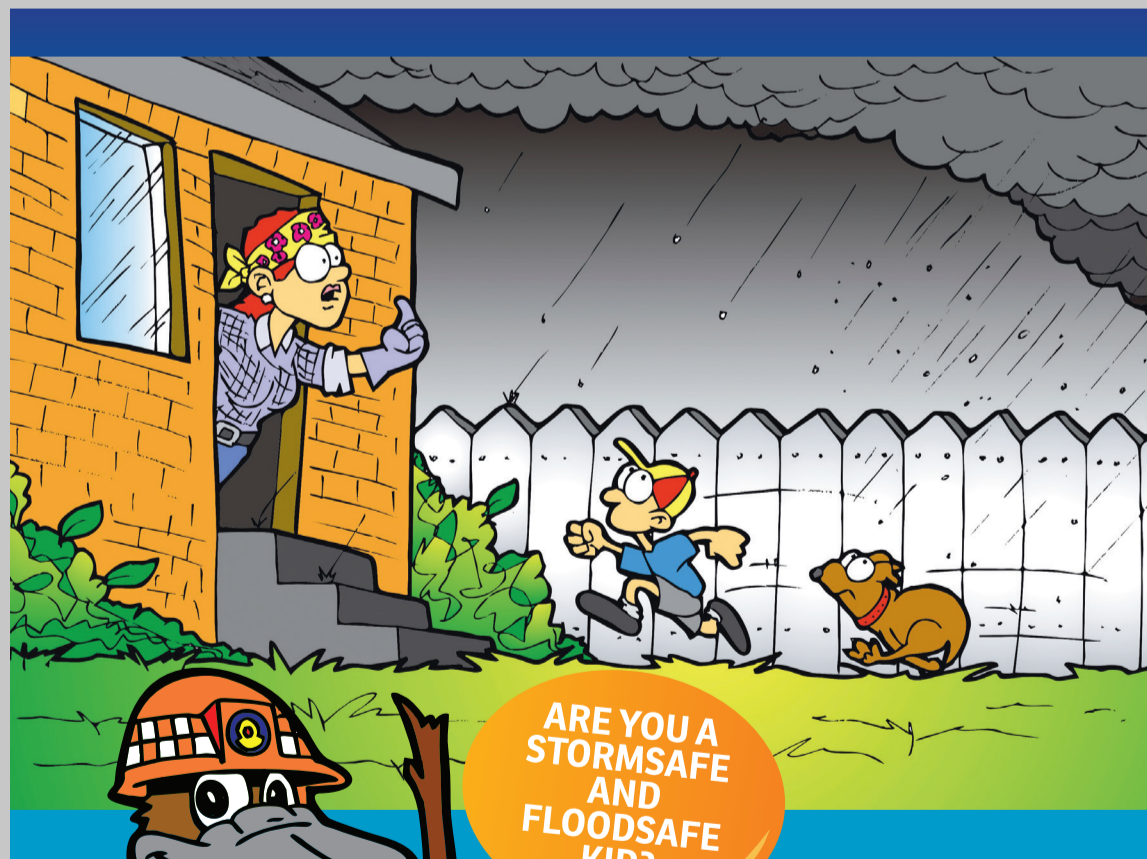


ANSWERS: 1. Hair ribbon colour 2. Emergency plan writing 3. Cloud 4. Extra dog 5. Toy box label 6. Moustache 7. Belt colour 8. Trampoline leg 9. Hat colour 10. Bone lock



FOR EMERGENCY HELP IN FLOOD, STORM AND TSUNAMI CALL

132 500



ARE YOU A STORMSAFE AND FLOODSAFE KID?


## Activity Sheet

# 4

## Answer Search: Safety during Floods & Storms

MATCH THE ACTION WITH THE 'WHAT TO DO' QUESTION BY PLACING THE CORRECT NUMBER IN THE ACTION BOX!

THE NSW SES HAVE SOME SAFETY TIPS FOR YOU!



- 1** **WHAT TO DO?**  
A thunderstorm has just gone through your area and now the road you take to school is flooded!
- 2** **WHAT TO DO?**  
The gutters on your roof are clogged with leaves from the trees in your yard.
- 3** **WHAT TO DO?**  
A flood is coming to your town and you have to evacuate your house because it is too dangerous to stay!
- 4** **WHAT TO DO?**  
Just after it got dark, a big storm came over and now your house has no electricity.
- 5** **WHAT TO DO?**  
The local radio station is telling you that a very big storm is on its way!
- 6** **WHAT TO DO?**  
Strong winds have blown your garden shed across the backyard and smashed one of the windows in your house.
- 7** **WHAT TO DO?**  
An unexpected thunderstorm just hit your area and has now moved on.
- 8** **WHAT TO DO?**  
You're not sure what you would do if your family was faced with an emergency!

- ACTION!** You must act quickly and leave well before roads to high ground are closed.
- ACTION!** Ask your parents to put together an Emergency Plan with the whole family and work out what to do and where to go in an emergency.
- ACTION!** Quickly check that all the things in your yard are put away so they don't blow around in the storm and bring your pets inside where it is safest.
- ACTION!** Never enter or travel through floodwater it is very dangerous! Find a safer way or wait till the floodwater has gone.
- ACTION!** You and your parents have checked your house and it is ok, but you're not sure how your neighbours are going. Check to see if your neighbours need help.
- ACTION!** In the school holidays you helped your parents put together an Emergency Kit. Take out the portable radio and listen for updates, information and advice.
- ACTION!** If a really big storm comes, your house will be safer if the roof is in good repair and your gutters are not clogged. Ask your parents to check the roof & clean the gutters regularly.
- ACTION!** Call the NSW SES on 132 500 for help.



ANSWERS: 1. Action 4 2. Action 7 3. Action 1 4. Action 6 5. Action 3 6. Action 8 7. Action 5 8. Action 2.


# 5

## Colouring In Fun: Flood & Storm Hazards

COLOUR IN THE PICTURE PLUS FIND AND CIRCLE THE FLOOD AND STORM HAZARDS. THERE ARE 7 TO FIND!

### WHAT CAN I DO TO STAY SAFE?

- 1** Remind Mum or Dad to trim the tree branches
- 2** Ask Mum or Dad to check the roof for damage
- 3** Remind Mum or Dad to clean the gutters



- 4** Help Mum or Dad secure loose items in the yard
- 5** Remind Mum and Dad to park the car away from trees when a storm is coming
- 6** Stay away from drains
- 7** NEVER enter floodwater

I DON'T WANT TO LOSE THESE IN THE STORM!



HAZARDS: 1. Tree on house 2. Floodwater over road 3. Trampoline not tied down 4. Gutters clogged with leaves 5. Powerlines on road 6. Hole in roof 7. Stormwater drain overflowing.