







During a flood



During a flood, there are some simple things you can do to help protect your family and property:

-  Never drive, ride or walk through floodwater
-  Stack possessions, records, stock or equipment on benches and tables, placing electrical items on top
-  Keep listening to your local radio station for further information, updates and advice
-  Keep in contact with your neighbours
-  Be prepared to evacuate if advised
-  Act early, as roads may become congested or close

After a flood

Do not return to a flood affected area until emergency services advise that it is safe to do so. These areas can be dangerous for the health and safety of you and your family.

Ensure you follow safety advice when cleaning up after floods, including discarding all food that has come into contact with floodwater and cleaning and sanitising your belongings.

Update your Emergency Plan with what you have learnt from the flood event.

If you have been affected by floods and need assistance, contact the Department of Family and Community Services State Disaster Recovery Centre on 1800 018 444.

How you may be advised



Flood information including flood forecasts, road closures and advice on evacuations and property protection will be broadcast on ABC and local radio stations.

ABC Sydney 702 AM

Bureau of Meteorology weather forecasts, Severe Weather Warnings, Severe Thunderstorm Warnings, flood predictions, Flood Watches and Flood Warnings are available at www.bom.gov.au

Areas affected by flash flooding may have little to no warning time. It is important to monitor weather conditions and be prepared to act should flooding or storms occur.

Northern Beaches Flood Warning and Information Network


The Northern Beaches Flood Warning and Information Network is a website created for the community to have quick and easy access to flood related information.

The website links to gauges located across the Northern Beaches and has live rainfall and water level information that can indicate possible flooding.

Northern Beaches Flood Warning and Information Network:
<http://new.mhl.nsw.gov.au/users/NBFloodWarning>

STAY AWAY FROM:

1. Broken River Banks
2. Damaged Buildings
3. Fallen Power Lines
4. Fallen Trees
5. Causeways
6. Streams
7. Creeks
8. Drains



How the NSW SES can help?

The NSW SES is responsible for the emergency management of floods in NSW. This includes planning for floods and educating people about how to protect themselves and their property.

During floods the NSW SES will provide flood information and safety advice and can arrange for the delivery of essential supplies to communities isolated by floodwater. Where possible, the NSW SES will conduct evacuations and undertake flood rescues.



Phone: (02) 9970 1111
Email: pittwater_council@pittwater.nsw.gov.au

Bureau of Meteorology website

www.bom.gov.au



Principal Partner



FOR EMERGENCY HELP IN
FLOODS AND STORMS CALL

132 500

For more information call the SES
on 1800 201 000
or visit: www.floodsafe.com.au



Community Floodsafe



Pittwater



Front cover: Macpherson St. Warriewood. April 2013



Are you at risk from floods?

If you live close to a creek, river, major stormwater drain or in a low-lying area, you may be at risk from flooding even if you have not experienced it personally.

Pittwater has a history of floods and properties within the Pittwater area can be affected by flash floods, overland flows from heavy rainfall, lagoon flooding, tidal flooding and coastal inundation.

Flash floods are a rapid rise of water over a short period of time and generally occur close to creeks, watercourses, overland flow paths, low-lying areas and land depressions. Flash floods can be very dangerous and place lives at risk. Floodwater can be deep, fast flowing, rise quickly and last for a few hours. Low-lying areas (under bridges, car parks and near drains or creeks) can be more susceptible. These are often dangerous places to be during flash floods.

Lagoon flooding. Flooding can occur around Narrabeen Lagoon and Great Mackerel Beach Lagoon. Typically when lagoons flood the water can take several days to subside. This can result in disruption to transport and loss of services and utilities in the area.

Coastal inundation is the flooding of low-lying coastal land by high tides and large waves. Properties located on the foreshore of beaches or estuaries can be at risk of inundation and erosion. Be cautious when accessing beach or foreshore areas after a storm as erosion may have occurred.

Even if your property is not inundated by floodwater, you could become isolated. Access to other areas may be cut and you might lose power, water and sewage.

More information on the different types of flooding is available on the NSW SES FloodSafe website www.floodsafe.com.au




8 TIPS YOU CAN DO NOW TO PREPARE FOR FLOODS

1 KNOW YOUR RISK



2 KNOW WHERE TO GO




3 KNOW WHO TO CALL



4 KNOW YOUR PLAN




5 GET YOUR KIT TOGETHER



6 PREPARE NOW TO ACT EARLY



7 CHECK YOUR INSURANCE



8 LISTEN TO LOCAL RADIO




For more information visit www.floodsafe.com.au

Prepare your family and property now

Know your risk

- Find out about the local flood history. A copy of the local flood plan may be available from council. Council may also be able to give you specific flood information relevant to your property
- Be aware of the natural signs of flash flooding. These can include heavy rainfall and rushing or pooling water
- Talk with your neighbours and people who have lived in the area for a while about past floods and the local risk

Know where to go

-  Reconsider any non-essential travel during flash floods
- Plan for possible evacuation by knowing the safest route to travel and identify places where evacuation routes may be cut and locate alternate routes
- Check with friends or relatives to organise a place to go. Find out where potential evacuation centres could be in your area

Know who to call


- For emergency help in floods and storms, call the NSW SES on 132 500
- Keep local emergency numbers handy (near your phone or on your fridge)
- In a life-threatening emergency, call 000 (triple zero)

Know your plan

- To help households and businesses plan for flooding, the NSW SES has developed Home and Business FloodSafe Toolkits. These are available on the NSW SES FloodSafe website www.floodsafe.com.au

- Review your plan annually or after any floods to keep it current

Get your kit together

- Your emergency kit contains: a portable battery powered radio and torch, spare batteries, a first aid kit, candles and waterproof matches, important documents, contact numbers, copies of your emergency plans and a waterproof bag for valuables
- If you leave, add to your emergency kit: medications, supplies for babies and other people in your care, appropriate clothing and footwear, food and drinking water
-  Keep your emergency kit in a waterproof box and check it annually

When flooding is likely

A Severe Weather Warning or Severe Thunderstorm Warning for possible flash flooding may be issued by the Bureau of Meteorology when flash flooding is likely. Sometimes there may be little or no warning. It is important to monitor the weather conditions and be prepared to act should flooding occur.

When flash flooding is likely the best action to take is to leave low lying homes and businesses (evacuation) well before flooding begins, but only if it is safe to do so.



If you are trapped by rising floodwater, seek refuge in the highest part of a sturdy building.

Stay there and call '000' (triple zero) if you need to be rescued.

Stay clear of possible flash flood areas when severe weather is forecast and reconsider non-essential travel. Schools and work places have emergency procedures for these situations to keep children and workers safe.

When flooding is likely, there are some simple things you can do to help protect your family and property:

- Listen to your local radio station for information, updates and advice
- Locate and activate your Business or Home FloodSafe Plan and check your Emergency Kit
- Check on your neighbours and make sure they are aware of potential flooding
- Relocate waste containers, chemicals and poisons well above floor level
- Move animals, including agisted animals, to high ground and prepare pets for possible evacuation
- Secure objects that are likely to float and cause damage
- Stay away from and keep children clear of drains, culverts, creeks and low lying areas